

How we are performing



We want to share with you how we’re performing in terms of the service you receive from us. The information below is taken from our customer satisfaction surveys and includes figures for the month.



Complaints and customer feedback

Average days to complete complaint investigation

Number of tenants satisfied with the way their complaint was handled

Dec	Target	On target?
6.9	10	
50%	N/A	






Tenancy services

Current arrears as a percentage of our rental income (excluding Housing Benefit)

Current Tenant Rent Arrears (Excluding Housing Benefit)

% satisfied with the way anti-social behaviour cases are handled

Dec	Target	On target?
1.18%	2.00%	
£603K	£650K	
58%	67%	



Looking after homes

% of tenants satisfied with our maintenance service

DecTargetOn target?

81%97%✖



Keeping you safe

% of homes with an asbestos survey

% of homes with valid Gas Certificates

% of homes with valid EICRs (electrical installation condition report)

% of Legionella test checks conducted on time (these are required in our retirement schemes, offices & high rise blocks)

DecTargetOn target?

100%100%✔

100%100%✔

100%100%✔

100%100%✔

Do you have any suggestions on how we can improve this information for you, or is there something you want to ask? If so, then please email: Customer.Engagement@ongo.co.uk

